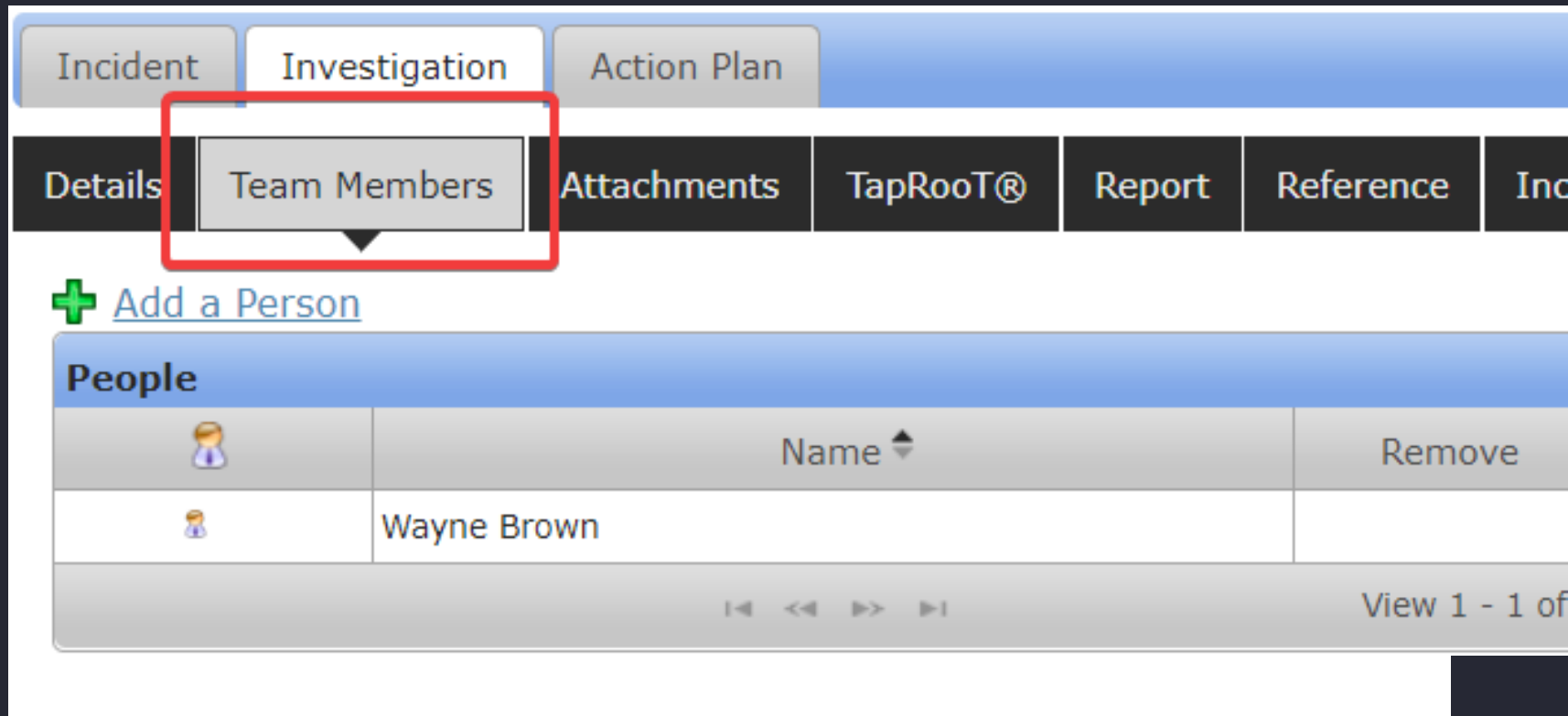





Adding Team Members to your Investigations

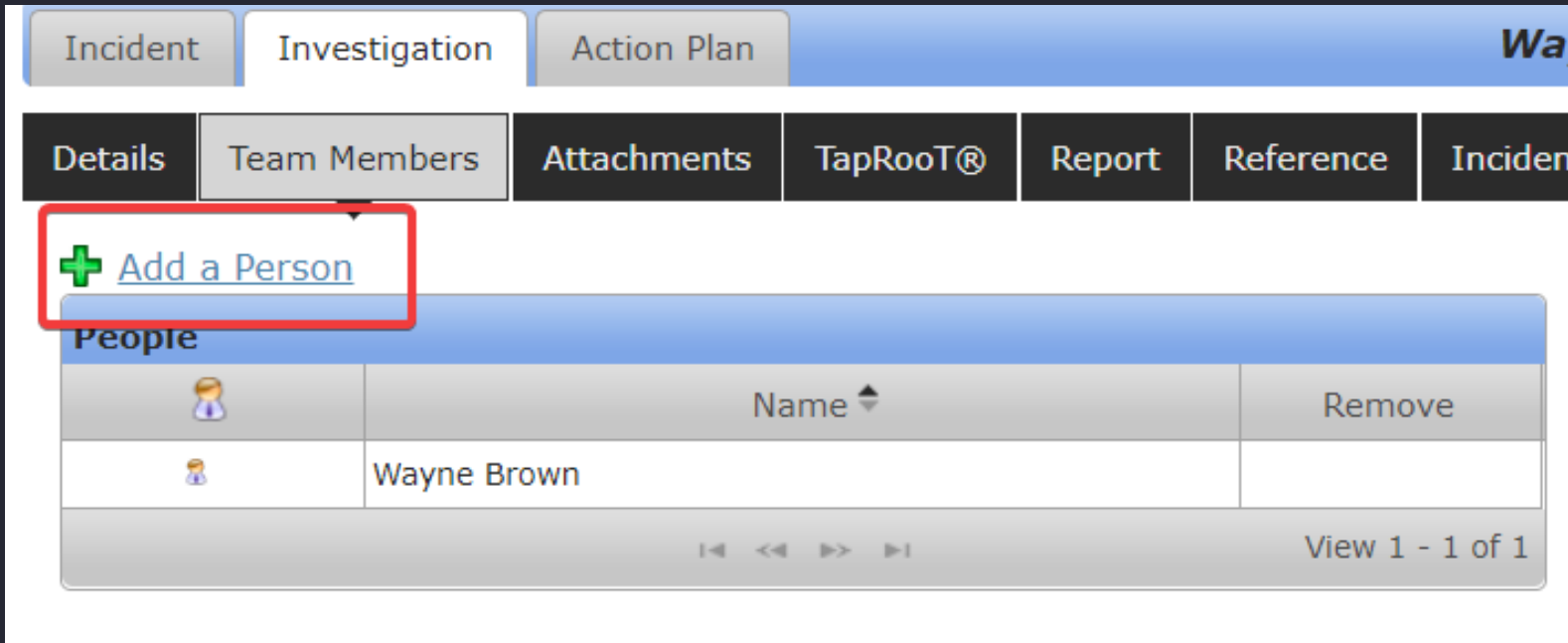
Open your investigation and select the Team Members or Sharing(Enterprise)




The screenshot displays the TapRoot investigation interface. At the top, there are three tabs: 'Incident', 'Investigation', and 'Action Plan'. Below these, a navigation bar contains several options: 'Details', 'Team Members', 'Attachments', 'TapRoot@', 'Report', 'Reference', and 'Inc'. The 'Team Members' option is highlighted with a red rectangular box. Below the navigation bar, there is a green plus icon followed by the text '+ Add a Person'. Underneath, a section titled 'People' contains a table with one row of data. The table has three columns: a person icon, a name field, and a 'Remove' button. The name listed is 'Wayne Brown'. At the bottom of the table, there are navigation arrows and the text 'View 1 - 1 of'.

People	Name	Remove
	Wayne Brown	

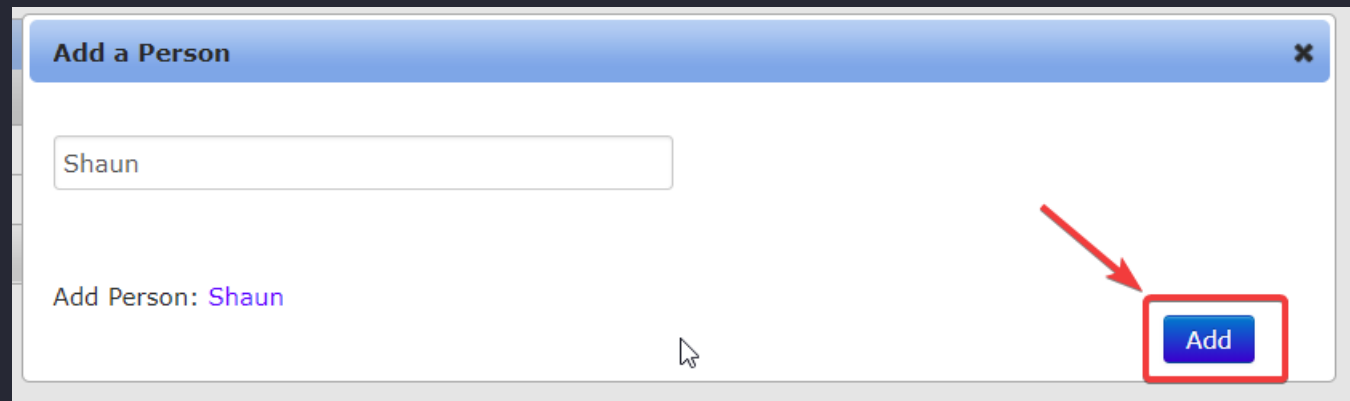
Once on the Team Members Tab click on [Add a Person]. In the window that appears you can add the name of the Team Member.



The screenshot displays the TapRoot interface with the 'Investigation' tab selected. The 'Team Members' sub-tab is active, and a red box highlights the '+ Add a Person' button. Below this, a table titled 'People' lists team members. The table has columns for a person icon, a name field, and a 'Remove' button. One team member, Wayne Brown, is listed. The interface also includes navigation controls and a 'View 1 - 1 of 1' indicator.

People	Name	Remove
	Wayne Brown	

Once you have entered the Team Members name select [ADD]



Add a Person

Add Person: Shaun

Add

You can remove the Team Member by selecting the Red X beside their name in the Remove column

The screenshot shows the TapRoot interface with the 'Team Members' tab selected. Below the navigation tabs, there is a '+ Add a Person' link. The main content area displays a table titled 'People' with the following data:

Icon	Name	Remove
	Shaun Baker	
	Wayne Brown	

At the bottom of the table, there are navigation arrows and a 'View 1 - 2 of 2' indicator. A red box highlights the 'Remove' column, and a red arrow points to the 'Remove' button for Shaun Baker.

General Inquiries
(865) 539-2139
Software Questions
(865) 357-0080
support@taproot.com